

CUSTOM ENGINEERED WORKHOLDING

THE
BEST.


Custom Engineered Prismatic and Turning Workholding Solutions



Wheel Turning



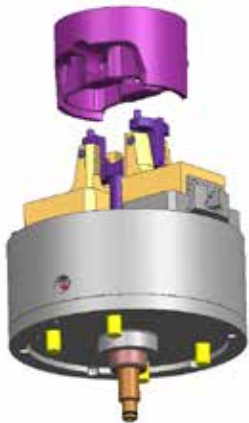
Thin Wall Turning



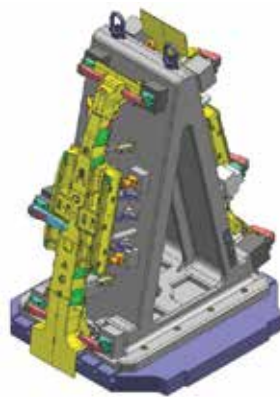
Tombstone for Horizontal Milling Applications



Fixture for Vertical Milling Applications



Forging and Casting Turning



Tombstone for 5 Axis Milling Applications

Custom Engineering Capabilities:

- Custom engineered Workholding for part-specific machining requirements
- In-house applications engineering and custom engineered workholding services
- Dedicated team to solve unique and complex machining and Workholding problems
- Team consists of trained and experienced mechanical and manufacturing engineers
- Extensive expertise with a wide variety of prismatic and turning applications
- Strategic consulting and services for productivity enhancement programs



**Advanced
Applications
Engineering**

kitagawa[®]
NORTHTECH

The Best Workholding.

IN-HOUSE MANUFACTURING SERVICES

THE
BEST.

Manufacturing, Inspection & Testing for Custom Engineered Workholding



Productivity Team Engineers



Project Management



Manufacturing



Inspection



Final Testing

kitagawa[®]
NORTHTECH

The Best Workholding.

301 E. Commerce Drive, Schaumburg, IL 60173
800.222.4138 | www.kitagawa.us | info@kitagawa.us