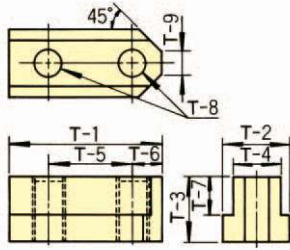




CHUCK

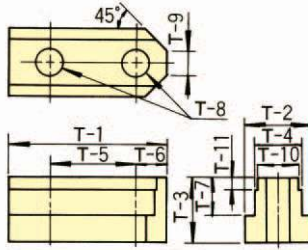
T-nut

Ref. DWG. 1



※T-8 is the size of soft jaw mounting bolt.

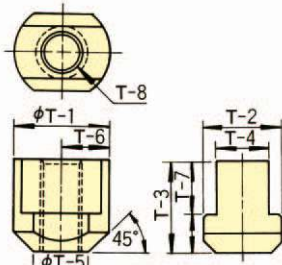
Ref. DWG. 2



※T-8 is the size of soft jaw mounting bolt.

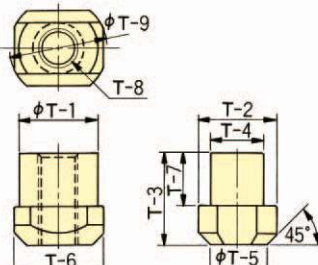


Ref. DWG. 3



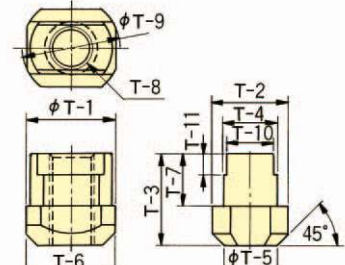
※T-8 is the size of soft jaw mounting bolt.

Ref. DWG. 4



※T-8 is the size of soft jaw mounting bolt.

Ref. DWG. 5



※T-8 is the size of soft jaw mounting bolt.

※Instruct chuck type and T-nut dimensions at Inquiry or Order.

■ Dimensions and Combination ※Chuck models in brackets are discontinued models.

T-1	T-2	T-3	T-4	T-5	T-6	T-7	T-8	T-9	T-10	T-11	Adaptive chuck	Ref. DWG.
24.5	11.5	13.5	8	15	4.5	9	M6	5	-	-	(B-04, BT04)	1
26	14.5	15	10	14	6	9.5	M8	5	-	-	B-204, BT204, B-205, BT205	1
28	15	18	10	14	7	12.5	M8	5	-	-	N-04, NT04, NL04, AS04, AT04, NRC04, (HJ-4)	1
30	14	15.5	10	18	6	10	M8	5	-	-	(B-05, BT05, HOB-5, HOBT-5)	1
32	15	18	10	19	6	12.5	M8	6	-	-	N-05, NT05, (HJ-5)	1
36.5	17	18.5	12	20	8.25	11	M10	8	-	-	BB206	1
36	17.5	18.5	12	20	8.25	11	M10	8	-	-	HW-08	1
36.5	17.5	22.5	12	20	7.5	15	M10	6	-	-	N-06, (NT06, HJ-6), NL06, NLT06, AS06, AT06, NRC06	1
46.5	20.5	20.5	14	25	10.5	12	M12	12	-	-	BB208, BS308, B-208, BT208, HOH-208, BL208, BLT208	1
48	20.5	25.5	14	25	11	16	M12	8	-	-	N-08, (NT08, HJ-8), NL08, NLT08, AS08, AT08, NRC08	1
51	22.5	21.5	16	30	11	13	M12	11	-	-	BB210, BS310, B-210, BT210, BL210, BLT210	1
55	22.5	25.5	16	30	11	16	M12	8	-	-	N-10, (NT10, HJ-10), NL10, NLT10, AS10, AT10, NRC10, HW-10, HW-12	1
56.25	29.5	22.75	21	30	12	11.25	M16	9.5	-	-	BB212	1
55.5	29.5	27.75	21	30	12	16.25	M16	13	-	-	B-212, BT212, BL212, BLT212	1
55.5	26.5	31	18	30	11.5	17.5	M14	12	-	-	HOH-12K	1
55.5	26.5	33.5	18	30	11.5	20	M14	12	-	-	N-12, (NT12), NL12, NLT12	1
62.5	26.5	33.5	18	38	12	20	M14	12	-	-	HW-15, (HJ-12)	1
90	37.5	45	25	50	20	26	M20	16	-	-	B-21-24, (HOB-21-24) For hard jaw	1
100	37.5	45	25	60	20	26	M20	16	-	-	B-21-24, (HOB-21-24) For soft jaw	1
100	37.5	54	25	60	20	35	M20	16	-	-	(HJ-18, HJ-21)	1
100	40	54	25	60	20	35	M20	16	-	-	(HJA11-24 For hard jaw)	1
120	40	54	25	80	20	35	M20	16	-	-	(HJ-24, HJA11-15-24)	1
80	33.5	40.5	24	43	17	24	M20	11	22	7.5	HOH-15K	2
80	33.5	45.5	24	43	17	29	M20	11	22	7.5	(HLA8-18, HJA11-15)	2
97	33.5	45.5	24	60	17	29	M20	11	22	8.5	(HJ-15, HJA8-11-15, HLA8-18-21)	2
80	35	39.25	25.5	43	17	20.25	M20	14	-	-	B-215	1
42	35	39.25	25.5	25	-	20.25	M20	-	-	-	N-15, N-18	3
46	37.5	45	25	26.5	-	26	M20	-	-	-	N-21, N-24	3
19	22.5	23.5	14	19.5	19	15	M12	24.5	-	-	UVE160	4
19	22.5	24	16	19.5	19	15.5	M12	24.5	-	-	UVE200, UVE250	4
24	28.5	27.5	18	24	24	17	M14	32	-	-	UVE315	4
32	36	30.5	24	30	32	20	M20	40	22	8.5	UVE400	5
100	36	31.5	25	60	20	21	M20	16	-	-	(UVE500LB, UVE630LB)	1
120	36	31.5	25	80	20	21	M20	16	-	-	(UVE800LB)	1
32	36	31.5	25	30	32	21	M20	40	-	-	(UVE500AR)	4
32	37.5	45.5	25	30	34	26	M20	42	-	-	(UVE550AR, UVE630AR, UVE750AR)	4
46	19.8	10.7	12.65	29.36	8.5	6	M10	-	-	-	PW-06	1
53.2	21.6	12.9	14.24	34.14	9.5	7.4	M12	-	-	-	PW-08	1
68.45	27.4	17	19	44.45	12	10	M16	-	-	-	PW-10, PW-12	1
32	36	29.5	25.5	32	32	19	M20	42	-	-	UB450K, UB560K	4
-	44	44	30	32	36	26	M24	52	-	-	UB630K, UB710K	4